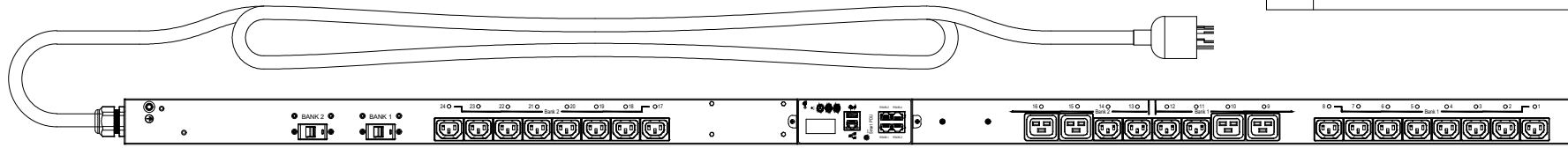
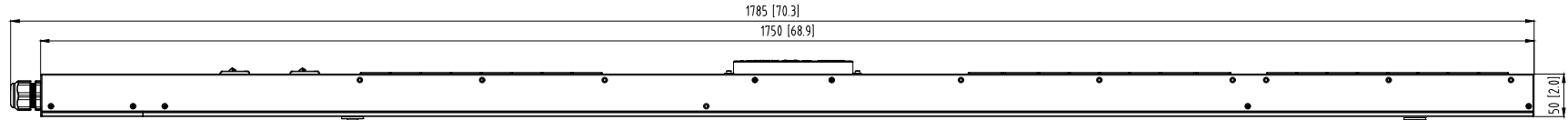


REVISIONS			
REV.	DESCRIPTION	DATE	APPROVED




FRONT VIEW



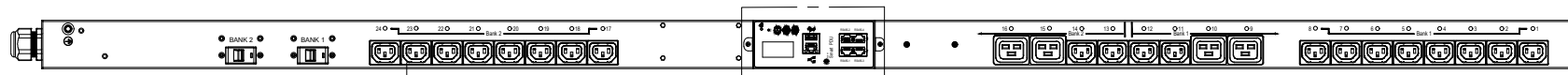
SIDE VIEW

Before the change
(45.5[1.8])



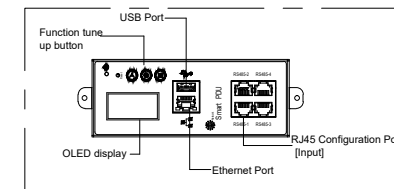
REAR VIEW

Before the change
(54.5[2.1])



A
Detailed Configuration

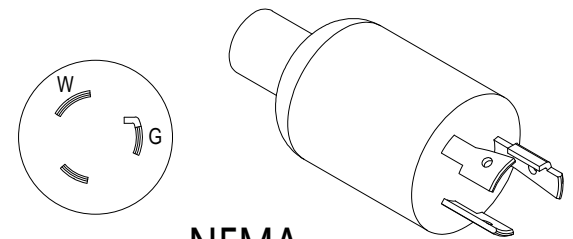
IEC C13 [20]
IEC C19 [4]



DETAIL A 1.5:1

Config Table		
P/N	Power Cord Length	Plug
AP6079(C20D04)-A02	3x12AWG,3.6M(12ft)	NEMA L6-20P

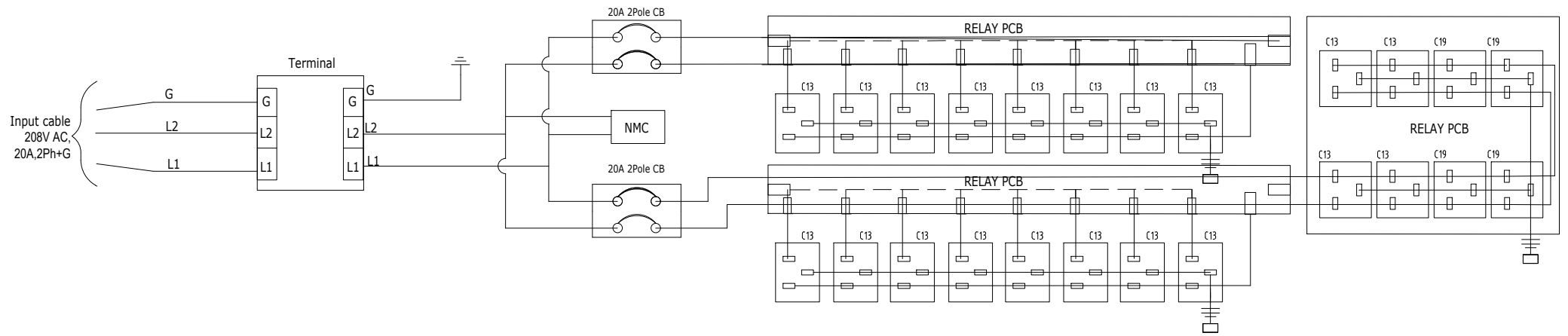
PDU Series : Metered BANK & Switched per outlet
 Input : 208V AC ,20A ,2Ph, 50/60Hz.
 Outlet : IEC C13 [20] IEC C19 [4]
 CB : 20A-2P [2]
 Bank : 2
 Case Material: Galvanized steel sheet
 Case: Black



**NEMA
L6-20P**

MATERIAL & FINISH: SEE NOTES UNLESS OTHERWISE SPECIFIED AND BRACKETED REFERENCE DIMENSIONS ARE IN INCHES.		THIRD ANGLE PROJECTION	SCALE	A3	AP6079(C20D04)-A02	A02
LOCKI	2023/4/3		2:1			
ROGER	2023/4/3					

REVISIONS			
REV.	DESCRIPTION	DATE	APPROVED



MATERIAL FINISH-SEE NOTES UNLESS OTHERWISE SPECIFIED AND BRACKETED REFERENCE DIMENSIONS ARE IN INCHES.		THIRD ANGLE PROJECTION	SCALE	A3	Electrical Schematic	AP6079(C20D04)-A02	A02
DATE	2023/4/3		2:1				
DESIGN	LOCKI						
CHECK	ROGER						